



# Blender Questionnaire

Revision C - February 2019

End user: \_\_\_\_\_

Contact : \_\_\_\_\_

Customer: \_\_\_\_\_

Dept/Position: \_\_\_\_\_

Address: \_\_\_\_\_

Phone: \_\_\_\_\_

\_\_\_\_\_

Email: \_\_\_\_\_

\_\_\_\_\_

## Product Characteristics

Please use your preferred units, but make sure to include them

Description: \_\_\_\_\_

In-tank or in-line mixing? \_\_\_\_\_

Total batch quantity: \_\_\_\_\_

Can product be over-sheared? Y / N

Tank dimensions: \_\_\_\_\_

Does product foam adversely? Y / N

Time goal for entire process: \_\_\_\_\_

If viscosity unknown - what is product most similar to?

\_\_\_\_\_

Maximum process temperature: \_\_\_\_\_

Comments:

\_\_\_\_\_

Maximum viscosity: \_\_\_\_\_ @ Temperature \_\_\_\_\_

\_\_\_\_\_

Maximum pressure: \_\_\_\_\_

Product Data	Description	Amount (weight or volume)	Temperature	Density	Viscosity (if fluid only)
Base Fluid					
Ingredient 1					
Ingredient 2					
Ingredient 3					
Ingredient 4					

**Ampco Pumps will gladly receive a sample of your product. Please contact us to fulfill this request and we will give you a reference number and instructions.**



## Process Sketch

Please include a sketch of the current process to aid our selection. Please include line size, pressures, and piping configurations. Also show all other equipment that is applicable.

Input power limitations? Y / N -  
if yes, list maximum current  
available \_\_\_\_\_

Connection type:  
\_\_\_\_\_

Voltage/  
Frequency: \_\_\_\_\_

Motor starter or VFD requested?  
\_\_\_\_\_

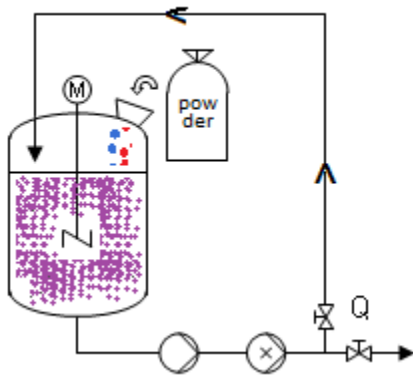
Motor enclosure  
Type (washdown/stainless/Cast): \_\_\_\_\_

## Process type

Please select the process type from the categories below

**Process 1:**

- In-tank addition of dry ingredient
- Recirculation

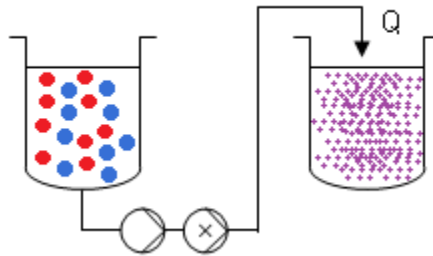


**Process 1 equipment options**

- SBH Shear Blender
- SBI Shear Blender
- SHEAR-max

**Process 2:**

- In-tank addition of dry ingredient
- Once-through mixing (inline)

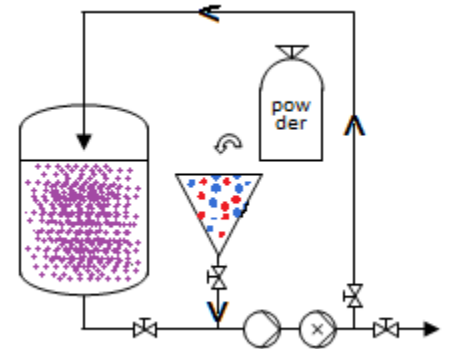


**Process 2 equipment options**

- SBH Shear Blender
- SBI Shear Blender
- SHEAR-max

**Process 3:**

- Inline addition of dry ingredient
- Recirculation

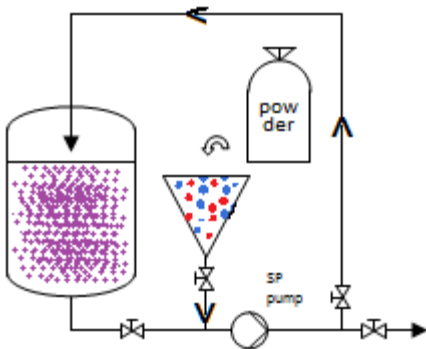


**Process 3 equipment options**

- POWDERmax (SP + MIXER)
- Highest Shear
- Highest Powder Rate

**Process 4:**

- Inline addition of dry ingredient
- Recirculation

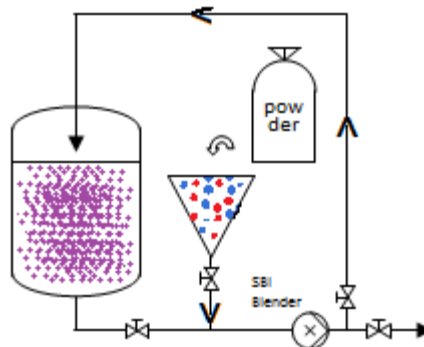


**Process 4 equipment options**

- SIMPLE-blend (SP pump)
- Low shear (pump only)
- Highest Powder Rate

**Process 5:**

- Inline addition of dry ingredient
- Recirculation

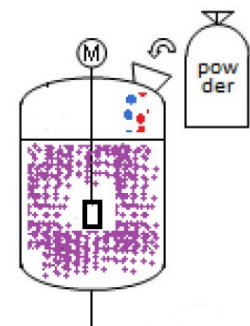


**Process 5 equipment options**

- SHEAR-blend
- Moderate Shear
- Highest Liquid Flow
- Low Powder Rate

**Process 6:**

- In-tank addition of dry ingredient
- No Recirc. required



**Process 6 equipment options**

- JET-shear
- Multiple work head styles available